






DESCRIPTION	MODEL	POWDER COATED	BRUSHED STAINLESS STEEL	POLISHED STAINLESS STEEL	DIMENSIONS		
					INCHES	CENTIMETERS	
Museum Bench Metal Base	DG BE7224	6074	6378	6986	OW	72	183
					OD	24.5	62
					OH	14	35
	DG BE8424	6281	6595	7223	OW	84	213
					OD	24.5	62
					OH	14	35
	DG BE9624	6490	6814	7463	OW	96	244
					OD	24.5	62
					OH	14	35

NOTE

SPECIFY:
Metal Finish
Wood Finish

Dimensions are in inches and are approximate.
Contact Customer Service if dimensions are critical.
www.deccacontract.com

For complete list of finish options and codes, go to www.deccacontract.com


DESCRIPTION	MODEL	FABRIC GRADES	POWDER COATED	BRUSHED STAINLESS STEEL	POLISHED STAINLESS STEEL	YARDAGE	SQUARE FEET	DIMENSIONS	INCHES	CENTIMETERS
Museum Lounge Chair Upholstered Rear Panel Metal Base 	DG LC300	COM	3633	3815	4178	2	27	OW	26	65
		COL	3996	4196	4596			OD	29	74
		G1	3883	4064	4428			OH	28	70
		G2	3981	4163	4526			SH	15	38
		G3	4061	4243	4606					
		G4	4151	4332	4696					
		G5	4177	4359	4722					
		L1	5602	5802	6201					
Museum Lounge Chair Wood Rear Panel Metal Base 	DG LC300V	COM	3944	4141	4535	2	27	OW	26	65
		COL	4338	4555	4989			OD	29	74
		G1	4194	4391	4785			OH	28	70
		G2	4292	4489	4884			SH	15	38
		G3	4372	4570	4964					
		G4	4462	4659	5053					
		G5	4488	4685	5080					
		L1	5944	6161	6595					
Museum Counter Stool Metal Base 	DG SL100	COM	1775	1864	2042	1	12	OW	15	38
		COL	1953	2051	2246			OD	18	45
		G1	1884	1972	2150			OH	30	75
		G2	1926	2015	2193			SH	26	65
		G3	1961	2050	2227					
		G4	2000	2089	2266					
		G5	2011	2100	2277					
		L1	2649	2746	2942					
Museum Bar Stool Metal Base 	DG SL105	COM	1809	1900	2080	1	15	OW	15	38
		COL	1990	2089	2288			OD	18	45
		G1	1951	2041	2222			OH	34	86
		G2	2006	2097	2278			SH	30	76
		G3	2052	2142	2323					
		G4	2103	2193	2374					
		G5	2117	2208	2389					
		L1	2900	2999	3198					

NOTE

SPECIFY:
 Metal Finish
 Upholstery
 Wood Finish

Dimensions are in inches and are approximate.
 Contact Customer Service if dimensions are critical.
www.deccacontract.com

For complete list of finish options and codes, go to www.deccacontract.com

DESCRIPTION	MODEL	POWDER COATED	BRUSHED STAINLESS STEEL	POLISHED STAINLESS STEEL		DIMENSIONS		
						INCHES	CENTIMETERS	
Museum Side Table	DG ST201	2010	2111	2312	Wood Inset Top	OW	18	46
Inset Top						OD	18	46
Metal Base	DG ST201M	2345	2462	2697	Metal Inset Top	OH	22	56
	DG ST201WP	1928	2024	2217	White Back Painted Inset Glass Top			
	DG ST201TP	1928	2024	2217	Black Back Painted Inset Glass Top			
	DG ST201XX	1996	2096	2295	Frosted Mirror Inset Glass Top			
	DG ST201BM	2066	2169	2376	Black Frosted Mirror Inset Glass Top			
	DG ST201SBM	2066	2169	2376	Bronze Frosted Mirror Inset Glass Top			
	DG ST201GM	2066	2169	2376	Gray Frosted Mirror Inset Glass Top			

NOTE

SPECIFY:

Metal Base Finish





Wood Finish

Dimensions are in inches and are approximate.

Contact Customer Service if dimensions are critical.

www.deccacontract.com

For complete list of finish options and codes, go to www.deccacontract.com



DESCRIPTION	MODEL	POWDER COATED	BRUSHED STAINLESS STEEL	POLISHED STAINLESS STEEL	DIMENSIONS		
					INCHES	CENTIMETERS	
Museum Coffee Table Inset Top: Clear Glass Metal Frame 2 drawers  	DG CT170	11330	11897	13030	OW	36	91
					OD	36	91
					OH	14.5	37
	DG CT171	11936	12532	13726	OW	42	107
					OD	42	107
					OH	14.5	37
	DG CT172	12823	13464	14746	OW	48	122
					OD	48	122
					OH	14.5	37
Museum Coffee Table Inset Top: Clear Glass Metal Frame  	DG CT175	9849	10341	11326	OW	36	91
					OD	36	91
					OH	14.5	37
	DG CT176	10374	10893	11930	OW	42	107
					OD	42	107
					OH	14.5	37
	DG CT177	10900	11445	12535	OW	48	122
					OD	48	122
					OH	14.5	37

NOTE

SPECIFY:
 Metal Finish
 Wood / Lacquer Finish

Dimensions are in inches and are approximate.
 Contact Customer Service if dimensions are critical.
www.deccacontract.com

For complete list of finish options and codes, go to www.deccacontract.com





DESCRIPTION	MODEL	POWDER COATED	BRUSHED STAINLESS STEEL	POLISHED STAINLESS STEEL	DIMENSIONS		
					INCHES	CENTIMETERS	
Museum Coffee Table Inset Top: Clear Glass Metal Frame 2 drawers 	DG CT180	10761	11300	12376	OW	36	91
					OD	36	91
					OH	14.5	37
	DG CT181	11330	11897	13030	OW	42	107
					OD	42	107
					OH	14.5	37
	DG CT182	11905	12500	13691	OW	48	122
					OD	48	122
					OH	14.5	37
Museum Coffee Table Inset Top: Clear Glass Metal Frame 	DG CT185	9356	9823	10759	OW	36	91
					OD	36	91
					OH	14.5	37
	DG CT186	9850	10342	11327	OW	42	107
					OD	42	107
					OH	14.5	37
	DG CT187	10356	10873	11909	OW	48	122
					OD	48	122
					OH	14.5	37

NOTE

SPECIFY:
 Metal Finish
 Wood / Lacquer Finish

Dimensions are in inches and are approximate.
 Contact Customer Service if dimensions are critical.
www.deccacontract.com

For complete list of finish options and codes, go to www.deccacontract.com

DESCRIPTION	MODEL	POWDER COATED	BRUSHED STAINLESS STEEL	POLISHED STAINLESS STEEL	DIMENSIONS		
					INCHES	CENTIMETERS	
Museum Coffee Table Inset Top: Clear Glass Metal Frame 2 drawers 	DG CT190	10125	10631	11644	OW	42	107
					OD	30	76
					OH	14.5	37
Museum Coffee Table Inset Top: Clear Glass Metal Frame 2 drawers 	DG CT195	10660	11193	12259	OW	48	122
					OD	36	91
					OH	14.5	37
Museum Coffee Table Inset Top: Clear Glass Metal Frame 2 drawers 	DG CT196	8803	9243	10123	OW	42	107
					OD	30	76
					OH	14.5	37
Museum Coffee Table Inset Top: Clear Glass Metal Frame 2 drawers 	DG CT197	9264	9728	10654	OW	48	122
					OD	36	91
					OH	14.5	37

NOTE

SPECIFY:
Metal Finish
Wood / Lacquer Finish

Dimensions are in inches and are approximate.
Contact Customer Service if dimensions are critical.
www.deccacontract.com

For complete list of finish options and codes, go to www.deccacontract.com